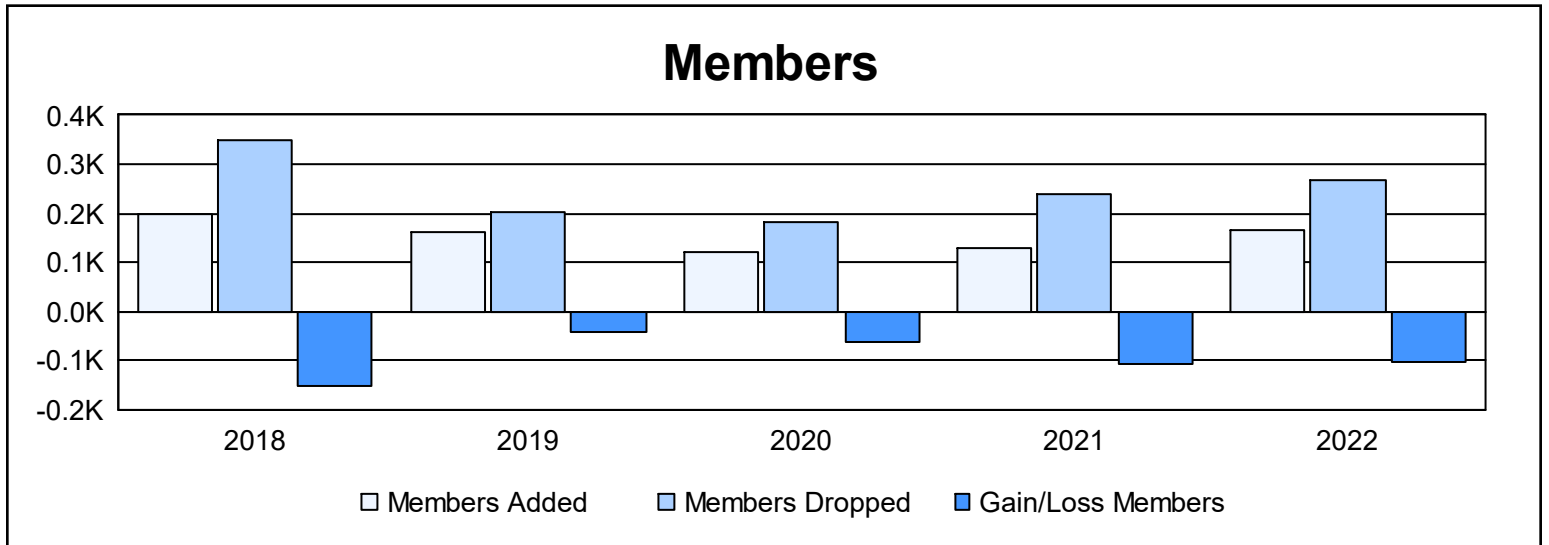
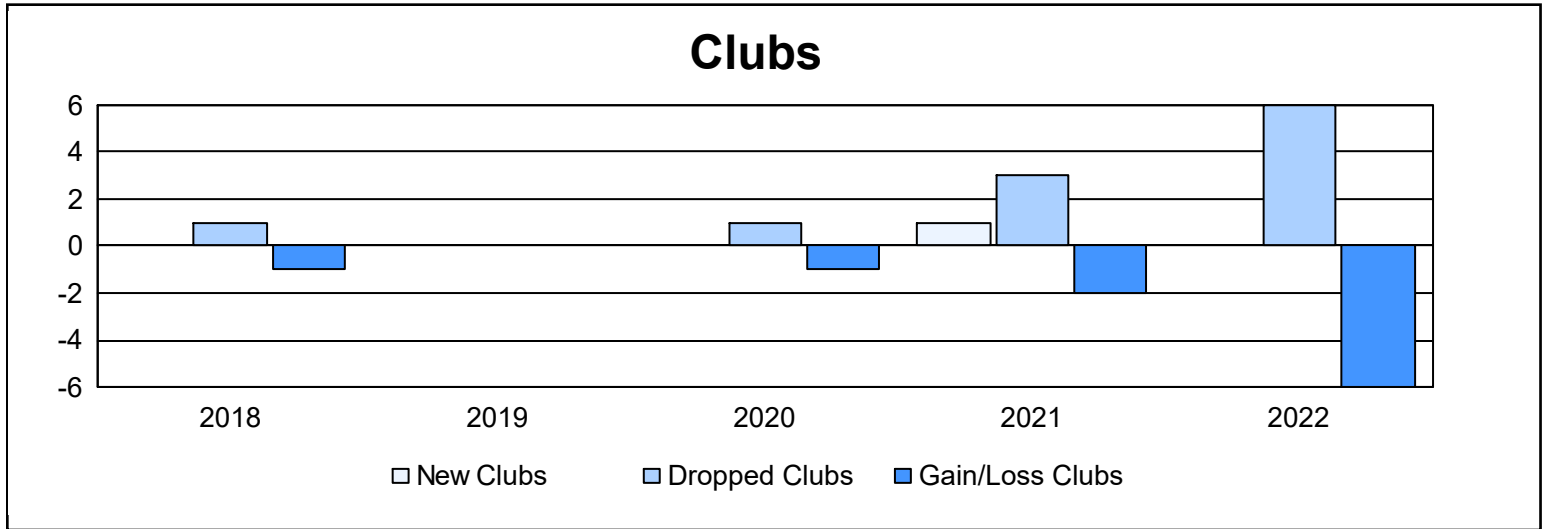
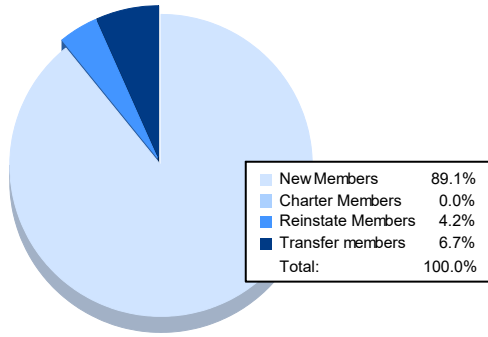


| Year | New Clubs | Dropped Clubs | Gain/ Loss Clubs | New Members | Charter Members | Reinstate Members | Transfer Members | Total Member Added | Total Members Dropped | Gain/ Loss Members |
|----------------|-----------|---------------|------------------|-------------|-----------------|-------------------|------------------|--------------------|-----------------------|--------------------|
| 2017-2018 | 0 | 1 | -1 | 167 | 1 | 6 | 23 | 197 | 350 | -153 |
| 2018-2019 | 0 | 0 | 0 | 144 | 0 | 10 | 7 | 161 | 202 | -41 |
| 2019-2020 | 0 | 1 | -1 | 105 | 0 | 7 | 10 | 122 | 183 | -61 |
| 2020-2021 | 1 | 3 | -2 | 76 | 33 | 10 | 11 | 130 | 238 | -108 |
| 2021-2022 | 0 | 6 | -6 | 147 | 0 | 7 | 11 | 165 | 268 | -103 |
| Average | 0 | 2 | -2 | 128 | 7 | 8 | 12 | 155 | 248 | -93 |



Membership Composition June 2022 Cumulative



Gender Composition June 2022 Cumulative

